

State of Wyoming



Department of Health

Deborah Fleming, Ph.D., Director

HIV/AIDS in Wyoming, Vol. 12, No. 1

July 2003

State of Wyoming
Department of Health

HIV/AIDS in Wyoming, Vol. 12, No. 1

HIV/AIDS in Wyoming is published by the HIV/AIDS Surveillance Program, Preventive Health and Safety Division,
Wyoming Department of Health.

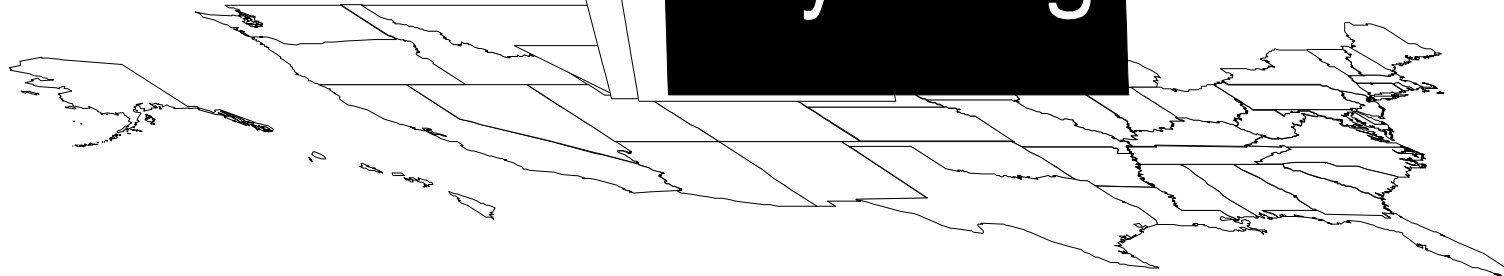
Additional information and copies may be obtained from:

Cheryl Corbin, Coordinator
HIV/AIDS Surveillance Program
Hathaway Building #423
Cheyenne, WY 82002
Phone: 307-777-7719
FAX: 307-777-5573
Email: ccorbi@state.wy.us

This document is available in alternative format upon request.

HIV/AIDS in

Wyoming



HIV/AIDS Surveillance Report through June 2003

Vol. 12, No. 1

Summary	1
Technical Notes	2
Wyoming HIV and AIDS Incidence by Year of Report	3
Cumulative Incidence of HIV Disease by County of Residence at Diagnosis.....	4
Annual Incidence of HIV and AIDS in Wyoming	5
Cumulative Wyoming HIV and AIDS by <i>Current Diagnostic Status</i>	6
Wyoming HIV and AIDS, by <i>Current Diagnostic Status</i> and Follow-up Status	7
HIV Disease by Age Group at Diagnosis.....	8
Wyoming Adult/Adolescent HIV Disease by Gender and Exposure Category.....	9
Wyoming HIV Disease by Race/Ethnicity.....	10
Imported HIV Disease by Current Diagnostic Status and County of Residence	11
HIV and AIDS in Wyoming, by race/ethnicity and current diagnostic status.....	12
Persons Living with HIV Disease in Wyoming.....	13
Web Sites for Additional HIV/AIDS Information.....	14

Summary

During the period January 1 through June 30, 2003, five persons with AIDS were reported to the Wyoming Department of Health. Two of the five AIDS cases reported had previously been reported as cases of HIV infection in other states, one had previously been reported as a case of HIV in Wyoming, and the remaining two AIDS cases had no previous HIV diagnosis. Five cases of HIV infection (not AIDS) were reported during this time period. Thus, cases of newly identified HIV disease totaled seven during this period.

Trends in Incidence

When comparing the same time period (January - June) of 2002, five AIDS cases were reported (two had been previously diagnosed in another state with HIV infection, one had previously been diagnosed in Wyoming with HIV infection, and two had no previous diagnosis of HIV infection) and eight HIV cases were reported

Cumulative Morbidity

Wyoming HIV/AIDS morbidity includes 200 individuals diagnosed with AIDS (41 of these were originally diagnosed as HIV-positive in other states but moved to Wyoming, progressed to AIDS and are now counted as WY AIDS cases). Sixty-four of the individuals classified as Wyoming AIDS cases are currently presumed to be residing in Wyoming.

Of the 165 HIV cases reported to date, 82 have since developed AIDS (63 are now classified as Wyoming AIDS cases and are included among the 200 total AIDS cases reported to date and 20 are classified as AIDS cases in other states) leaving a total of 82 individuals currently classified as Wyoming HIV cases.

Of the 82 individuals currently classified as HIV cases, eight are deceased, twenty-five have moved from Wyoming and forty-nine are presumed to be currently residing in Wyoming.

Current Status: Mortality

Of the 200 individuals reported with AIDS through June 30, 2003, 114 are known to be deceased. Eight of the 165 HIV cases reported are known to be deceased (never classified as AIDS).

“Imported” Cases

As of June 30, 2003, a total of 28 persons with HIV infection and 41 persons with AIDS initially diagnosed and reported in other states were known to be residing in Wyoming. An additional 33 persons with AIDS and three individuals with HIV infection were also diagnosed and reported in other states prior to moving to Wyoming but are now deceased.

For Wyoming HIV/AIDS cases, county of residence at diagnosis does not necessarily reflect current county of residence. If you require more detailed HIV/AIDS surveillance data, please call (307) 777-7719 or E-mail: ccorbi@state.wy.us

Technical Notes

Morbidity for HIV and AIDS cases is determined by the state of residence at diagnosis. Many individuals, including children, from other states have relocated to Wyoming after the initial diagnosis of HIV or AIDS. If a case of HIV infection from another state relocates to Wyoming, the case is not counted as a Wyoming HIV case -- it remains a case of the state of residence at HIV diagnosis. However, if the case progresses to AIDS while residing in Wyoming, morbidity for AIDS will be claimed by Wyoming. If a Wyoming HIV case moves to another state, the case remains a Wyoming HIV case until the individual progresses to AIDS. At that time, the new state of residence claims morbidity for the AIDS case and the case is no longer counted as a "current" Wyoming HIV case. If a Wyoming AIDS case moves to another state, the case remains a Wyoming AIDS case and is counted only by Wyoming. However, the new state of residence may provide information on the number of nonresident cases residing in that state. See pages 7 and 11 for information about cases from other states residing in Wyoming.

For surveillance purposes, HIV infection cases and AIDS cases are counted only once in a hierarchy of exposure categories ("risk"). Persons with more than one reported mode of exposure to HIV are classified in the exposure category listed first in the hierarchy, except for men with both a history of sexual contact with other men and injecting drug use. They make up a separate exposure category. Pediatric cases represent individuals less than thirteen years of age at the time of diagnosis.

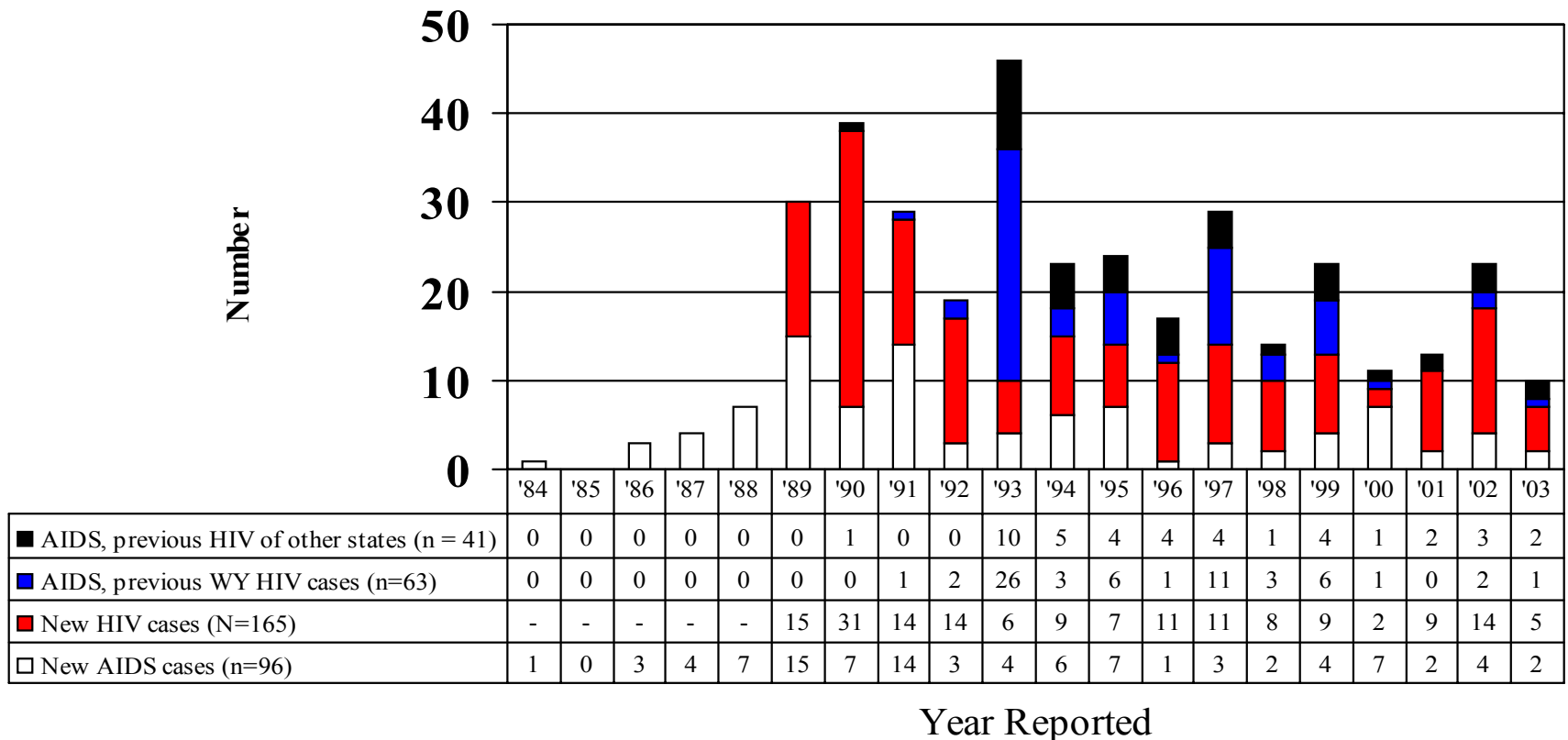
"Men who have sex with men" cases include men who report sexual contact with other men and men who report sexual contact with both men and women (i.e., bisexual contact). "Heterosexual" cases are in persons who report specific heterosexual contact with a person with, or at increased risk for, HIV infection (e.g., an injecting drug user).

"Unknown" cases are in persons with no reported history of exposure to HIV through any of the routes listed in the hierarchy of exposure categories. "Unknown" cases include persons who are currently under investigation by health department officials; persons whose exposure history is incomplete because they died or were lost to follow-up; and persons who were interviewed or for whom other follow-up information was available and no exposure mode was identified. Persons who have an exposure mode identified at the time of follow-up are reclassified into the appropriate exposure category. In general, investigations and follow-up are conducted routinely by the state health department for persons reported with AIDS and HIV infection.

The term "HIV Disease" includes both HIV-positive only cases and AIDS cases.

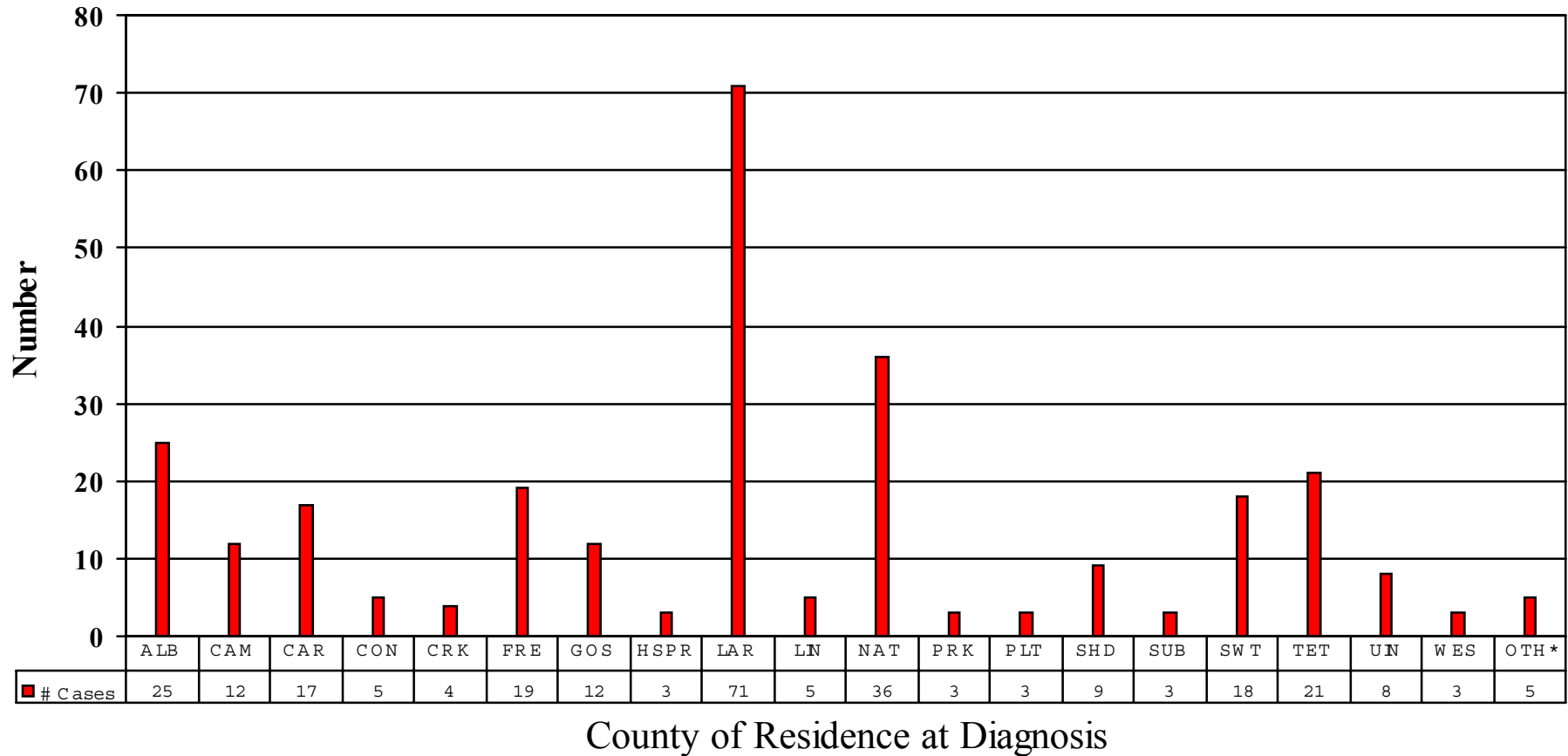
This report is compiled every six months during the calendar year and is made possible by a cooperative agreement (#U62/CCU806248-11-1) between the Wyoming Department of Health and the Centers for Disease Control and Prevention. The next surveillance report will be available after June 30, 2003. Please visit our web page at: <http://wdh.state.wy.us/hiv>

Wyoming HIV and AIDS Incidence by Year of Report 1984 - June 2003



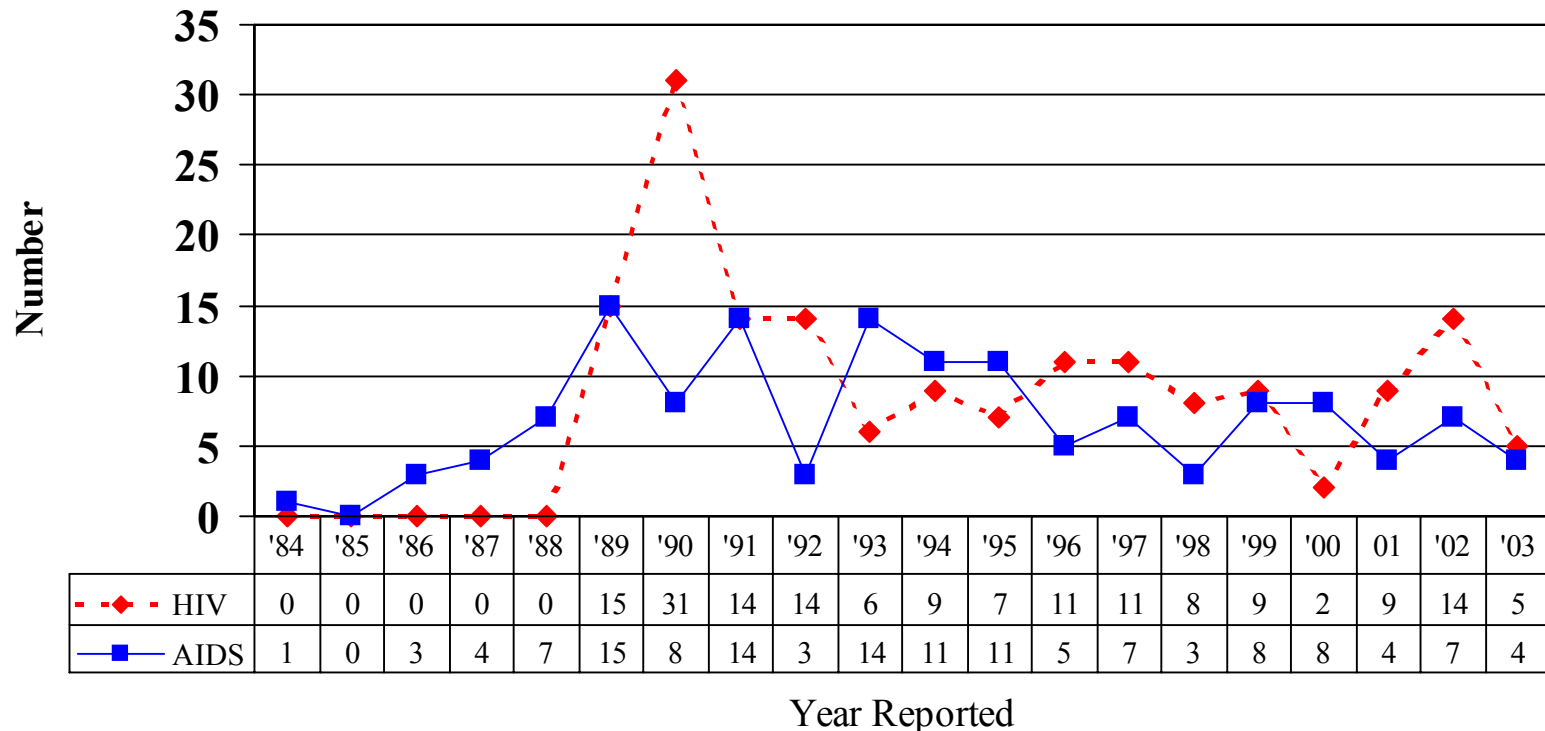
Figures will not total cumulative morbidity as some cases are counted twice. For example, a new HIV case reported in 1989 might also be counted in 1995 as an AIDS case, previous WY HIV case. A number of WY HIV cases have progressed to AIDS in other states and are not counted as WY AIDS cases.

Cumulative Incidence of HIV Disease by County of Residence at Diagnosis, Wyoming (1984 - June 2003) (AIDS = 200/ HIV = 82)



* Only counties with three or more reported cases are shown. “OTH” = Other category representing total cases for counties with less than 3 cases.

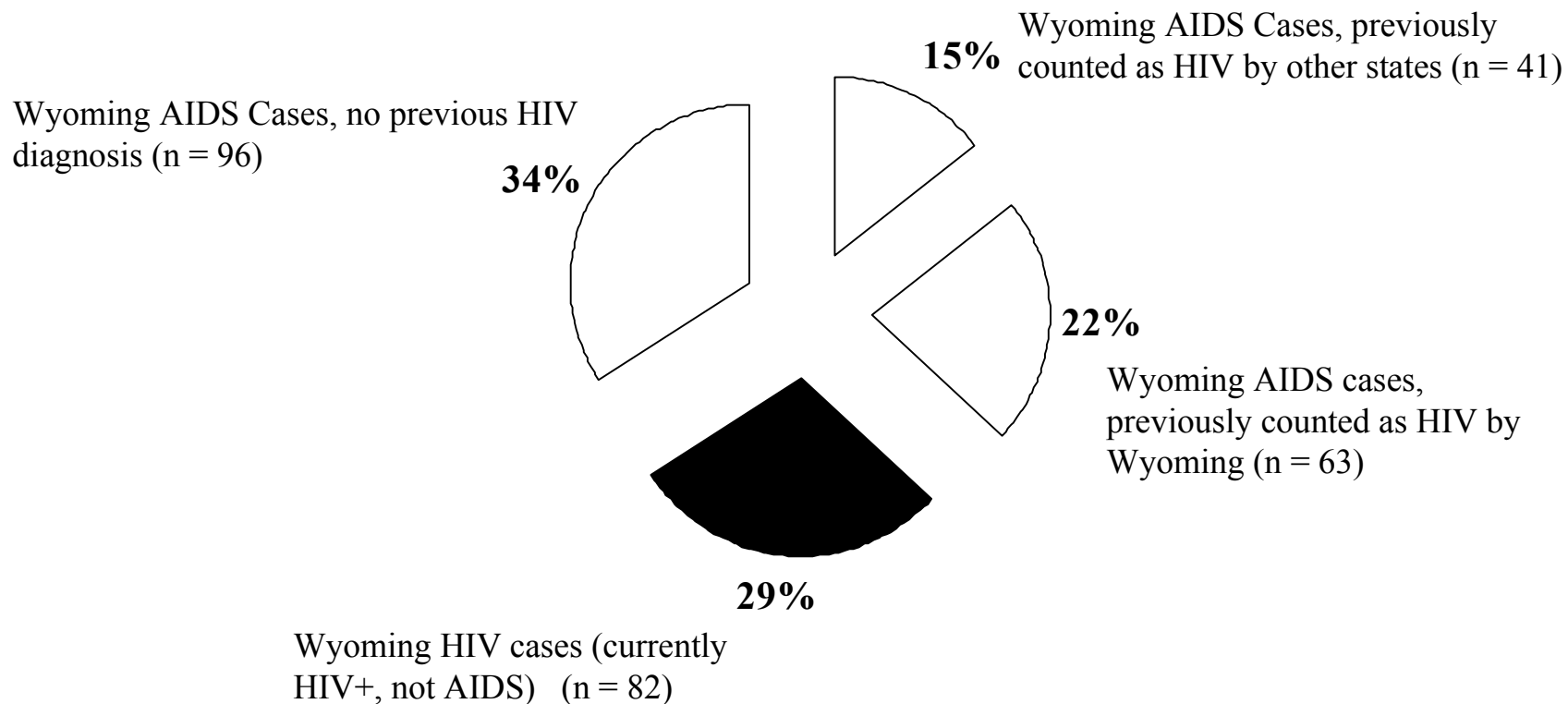
Annual Incidence of HIV and AIDS in Wyoming, *by Original Wyoming Diagnostic Status** and Year of Report (Cumulative, 1984 - June 2003)



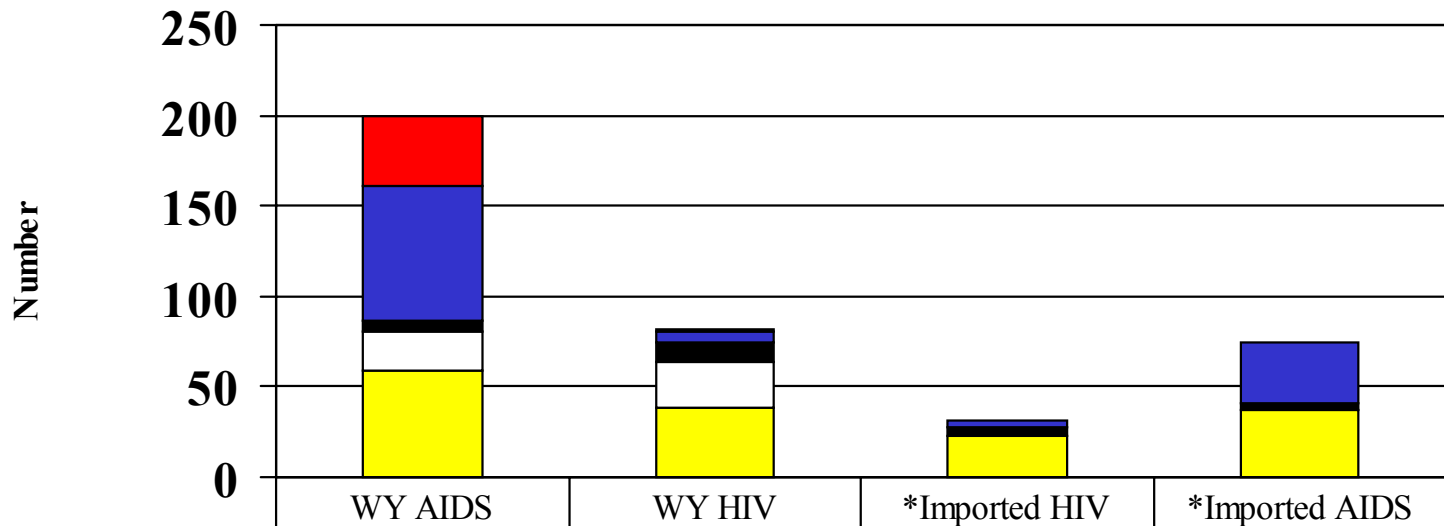
* Represents initial Wyoming diagnosis. Example: If a case is initially reported as HIV and later is diagnosed as AIDS, the case is represented only once as HIV. AIDS cases include 41 cases previously diagnosed as HIV in other states but later diagnosed as WY AIDS cases. HIV became reportable in Wyoming in 1989. Twenty individuals originally counted as WY HIV cases have moved to other states, progressed to AIDS, and are counted as AIDS cases in other states.

Cumulative Wyoming HIV and AIDS *by Current Diagnostic Status* 1984 - June 2003

(AIDS = 200 / HIV = 82)



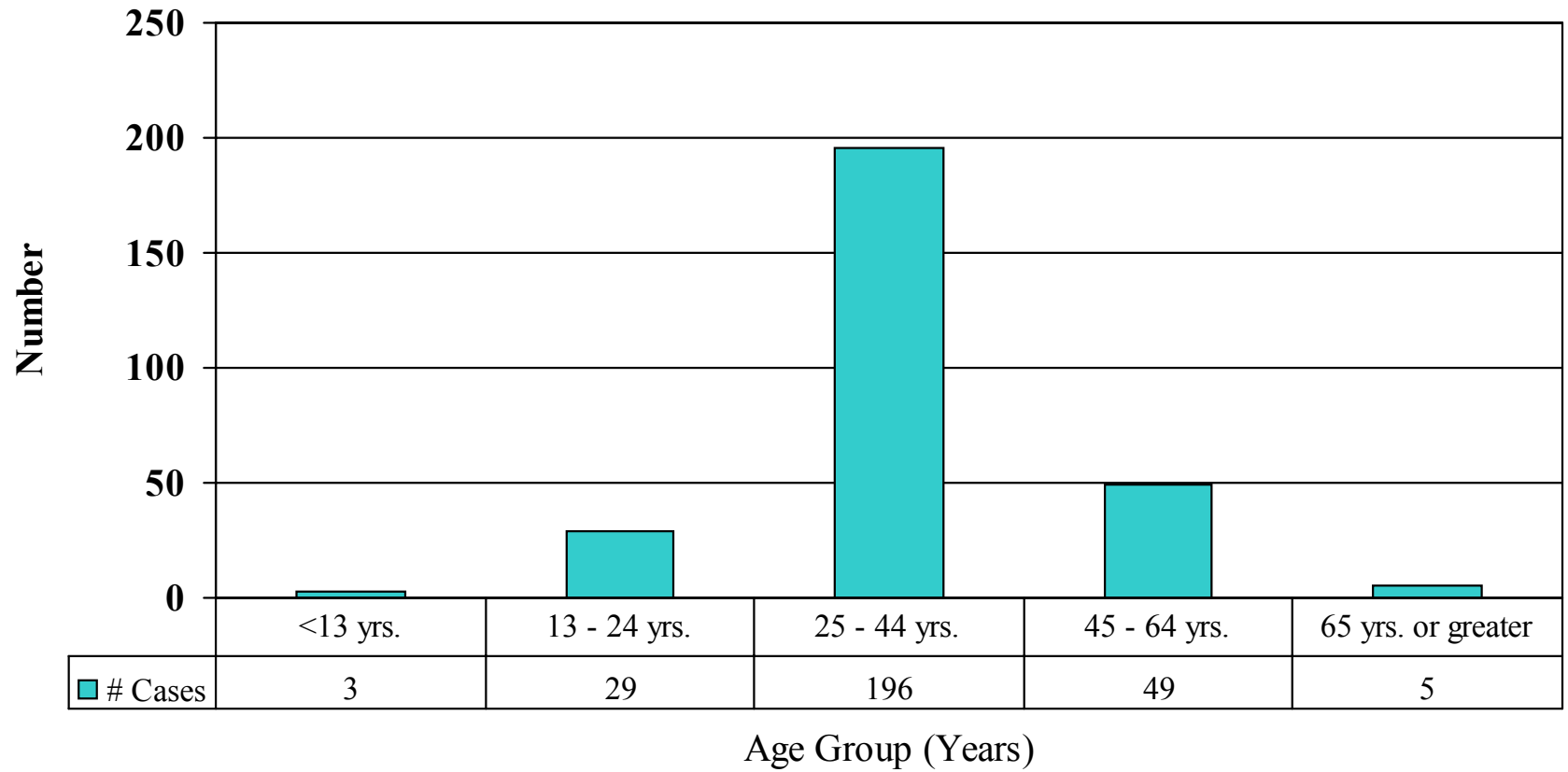
Wyoming HIV and AIDS, by *Current Diagnostic Status* and Follow-up Status (Cumulative, 1984 - June 2003)



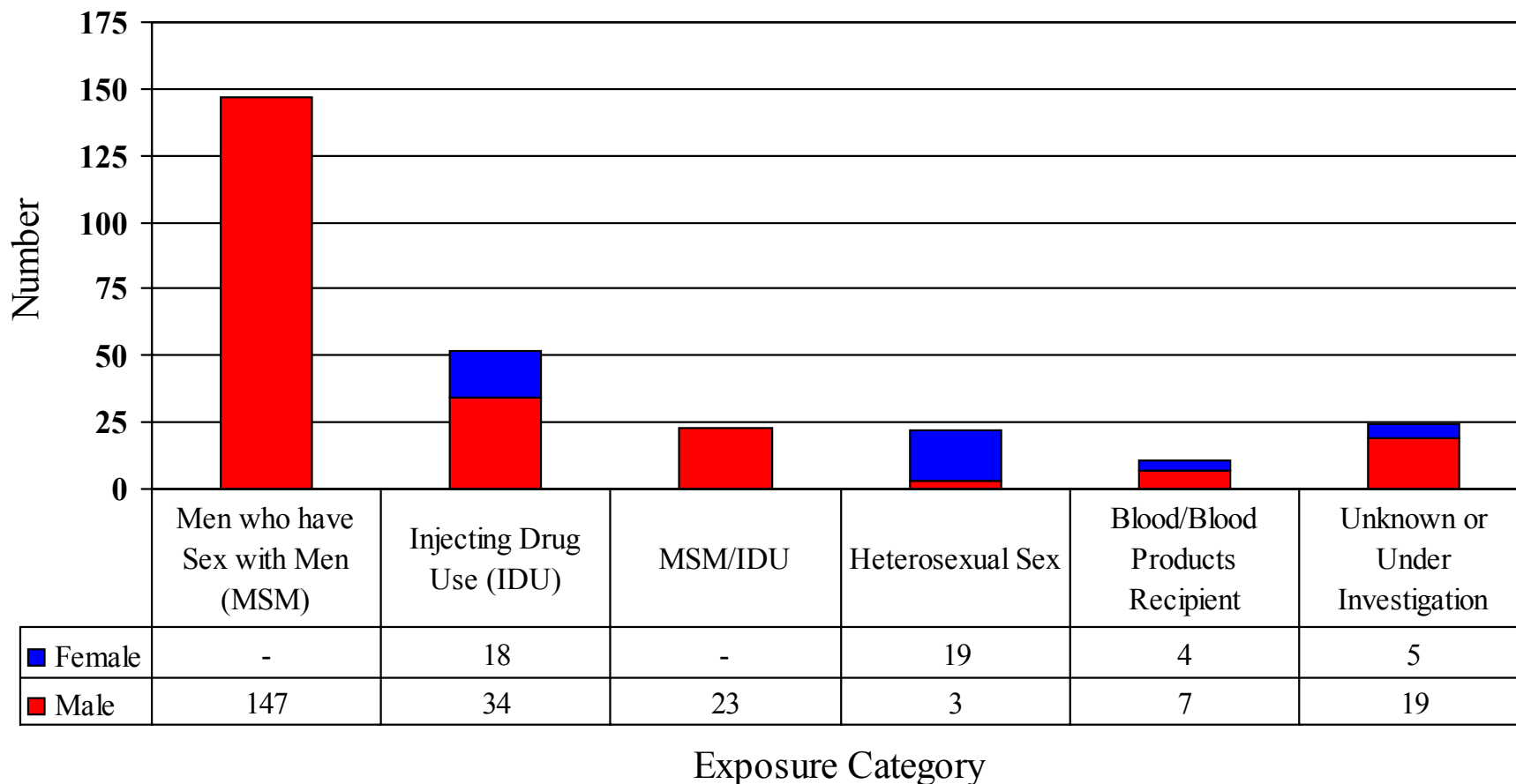
■ Deceased out-of-state	39	2	-	-
■ Deceased in-state	75	6	3	33
■ Unknown, presumed in-state	5	10	5	4
□ Left State	22	25	-	-
■ Residing in-state	59	39	23	37

*Imported = cases counted in other states but currently residing in Wyoming.

HIV Disease by Age Group at Diagnosis (Cumulative, 1984 - June 2003) (AIDS = 200 / HIV = 82)



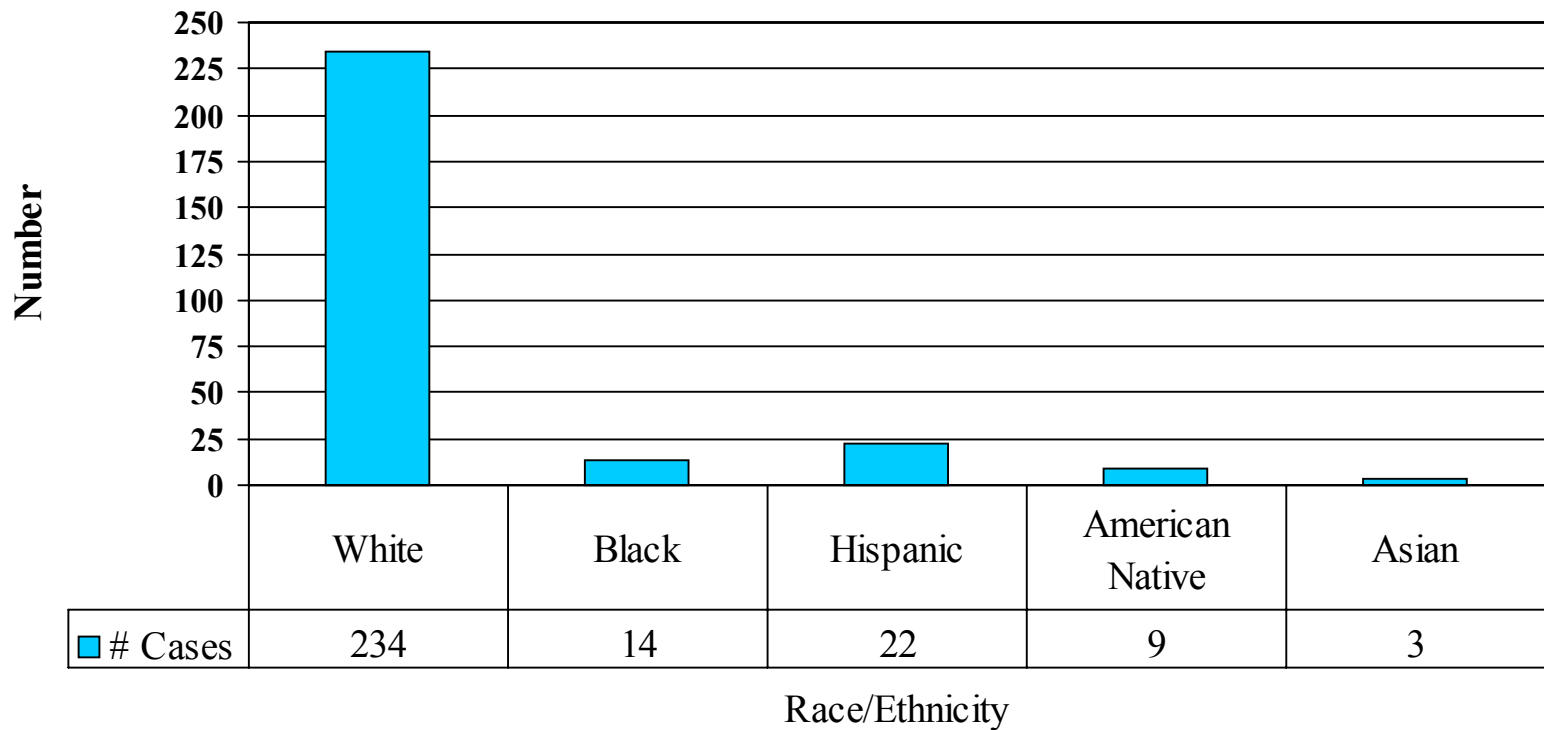
Wyoming Adult/Adolescent HIV Disease by Gender and Exposure Category Cumulative, 1984 - June 2003 (n = 279)



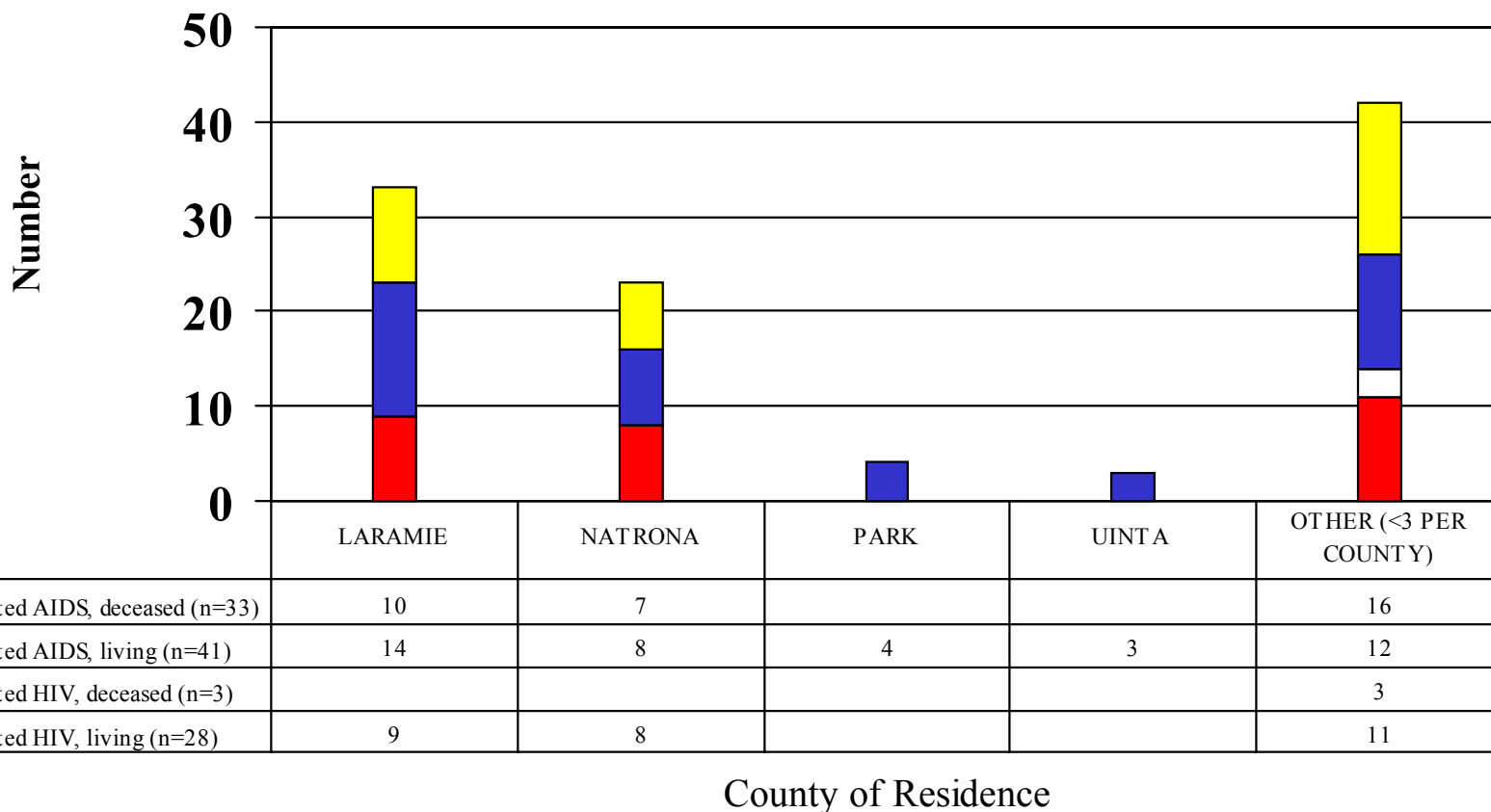
Wyoming HIV Disease by Race/Ethnicity

Cumulative, 1984 - June 2003

(AIDS = 200 / HIV = 82)



***Imported HIV Disease by Current Diagnostic Status and County of Residence June 2003**



* Not counted as Wyoming cases - counted by other states (resided in other states at time of diagnosis). Only counties with 3 or more reported cases are shown.

**Persons Living with HIV Disease in Wyoming as of 6/30/03,
Wyoming and Non-Wyoming Cases**

	No.	%
Gender		
Male	144	79%
Female	38	21%
Total	182	100%

Race/Ethnicity		
White	149	82%
Black	8	4%
Hispanic	14	8%
Native American	9	5%
Other	2	1%
Total	182	100%

Age Group at Diagnosis		
Less than 13 yrs.	4	2%
13 - 24 yrs.	21	12%
25-44 yrs.	136	75%
45 - 64 yrs.	20	11%
65 yrs. or greater	1	1%
Total	182	100%

Exposure Category		
MSM	78	43%
IDU	39	21%
MSM/IDU	20	11%
Hemophilia/Transfusion	6	3%
Heterosexual	17	9%
<i>*(sex with an IDU</i>	<i>10</i>	<i>59%)</i>
<i>*(sex with bisex male</i>	<i>1</i>	<i>6%)</i>
<i>*(sex with HIV+</i>	<i>5</i>	<i>29%)</i>
<i>*(sex with hemophilia/transfusion recipient</i>	<i>1</i>	<i>6%)</i>
Perinatal	3	2%
No identified risk/risk unknown	19	10%
Total	182	100%

*Subset of "Heterosexual" exposure category
Numbers/Percentages in shaded area are calculated on total Heterosexual cases only.

Web Sites - Additional Resources for HIV/AIDS Information.

Wyoming HIV/AIDS Surveillance Program

<http://wdh.state.wy.us/hiv>

Wyoming HIV/AIDS/Hepatitis Program (Prevention, Community Planning, C.A.R.E., Etc.)

<http://www.wyohiv.info>

Wyoming Department of Health

<http://wdh.state.wy.us/>

(Links to All Division and Program Websites within the Department of Health)

Centers for Disease Control

<http://www.cdc.gov>