

No. 673,214.

Patented Apr. 30, 1901.

R. F. MILFORD.
SUSPENDER ATTACHMENT.

(Application filed Jan. 4, 1900.)

(No Model.)

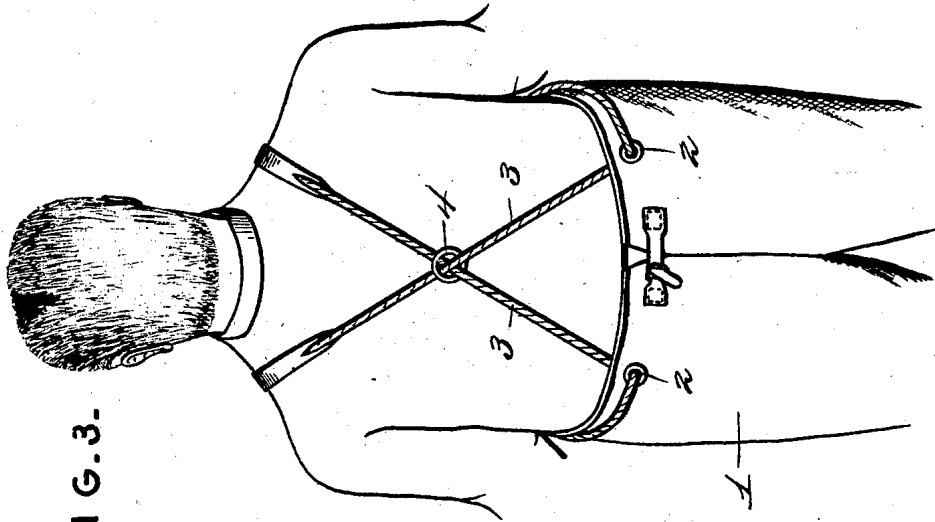


FIG. 3.-

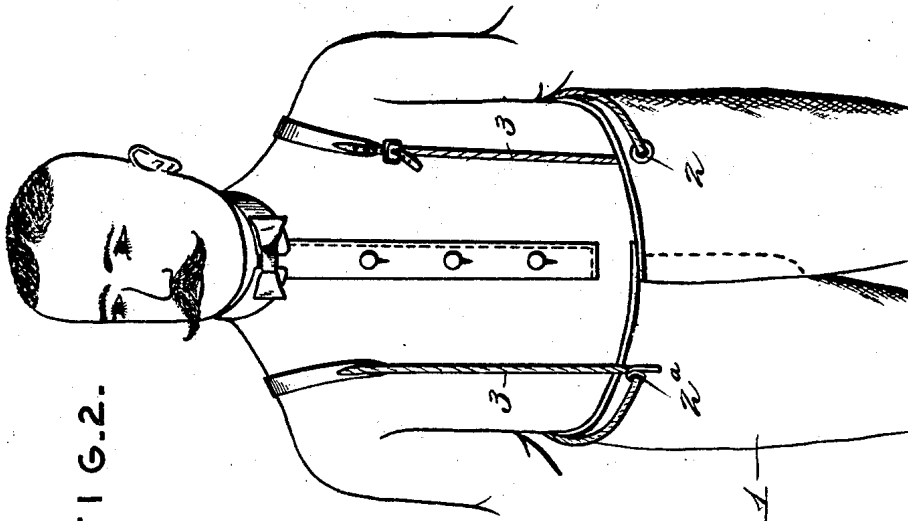


FIG. 2.-

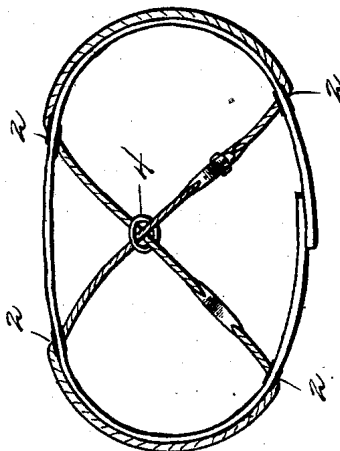


FIG. 1.-

Witnesses
Harry L. Ames,
R. M. Smith.

Inventor
R. F. Milford.
By *V. D. Strickbridge.*
Attorneys

UNITED STATES PATENT OFFICE.

ROBERT F. MILFORD, OF LOST CABIN, WYOMING.

SUSPENDER ATTACHMENT.

SPECIFICATION forming part of Letters Patent No. 673,214, dated April 30, 1901.

Application filed January 4, 1900. Serial No. 362. (No model.)

To all whom it may concern:

Be it known that I, ROBERT F. MILFORD, a citizen of the United States, residing at Lost Cabin, in the county of Fremont and State of Wyoming, have invented a certain new and useful Suspenders, of which the following is a specification, reference being had therein to the accompanying drawings.

This invention relates to a combination of garment and suspender.

The object of the invention is to produce garments and suspenders therefor which in bending or flexing the body will give complete relief from straining at one point by giving off at another point.

The invention consists in the combination of a garment, as a pair of trousers, having eyes or gromets in about the places occupied by suspender-buttons, and a single suspender strap or cord, the strap being led through eyes on one side of the garment, crossed and led through the eyes on the other side of the garment, the cord or strap having its extremities adjustably coupled together, as by a buckle, as will be hereinafter described and claimed.

In the drawings, Figure 1 is a plan or top view of a garment distended with suspender attachment, illustrating my invention. Fig. 2 is a front elevation showing my invention as applied to use, and Fig. 3 is a rear elevation of the same.

Similar numerals of reference are employed to indicate corresponding parts in the several views.

1 is a garment, as a pair of trousers, having eyeleted holes or gromets 2 2 in the upper margin of the garment, in about the position occupied by suspender-buttons. As shown in the drawings, these eyelets have a circular opening; but obviously they may be given an oblong opening, so that a flat strap may be used. At the right of Fig. 2 an ordinary eyelet 2 is shown, while at the left an eyelet is shown as made of a piece of wire bent to form the eye 2^a and extended to form an attaching-shank which engages the garment. It is observed that in place of these

eyeleted openings sheaves or pulleys may be attached to the outside of the fabric of the garment, so as to eliminate substantially all friction between the bearings and the suspending-strap.

3 is a suspending strap or cord having a buckle at one extremity and to adapt it to be taken up or let out, according to the requirements in use. The strap or cord is led through the eyes on one side of the garment, then crossed and led through the eyes on the other side of the garment, as shown in Fig. 1, the ends of the extremities then being buckled or coupled together.

In practice I employ a ring 4 for guiding and holding the straps together at the crossing-point. This ring may be left entirely loose or it may be attached to one or the other branches of the suspender-strap to retain it in its proper relative position at the back of the wearer.

The suspender may be a single cord from end to end or may be flat where it passes over the shoulders and round at the intermediate parts, as shown in the drawings.

A convenient way of forming suspenders having flat and round surfaces is to take a piece of flat webbing and form it into a roll in those parts which pass through the eyelets or gromets.

Having thus described the invention, what is claimed as new, and desired to be secured by Letters Patent, is—

1. The combination with a garment provided with eyes in place of suspender-buttons, of suspenders consisting of a continuous strap or cord adapted to pass over the wearer's shoulders, said strap or cord passing freely through the eyes at the front and back of the garment, so as to be self-adjusting, and having its ends adjustably connected, substantially as set forth.

2. The combination with trousers having eyes in place of suspender-buttons, of means for suspending the same from the shoulders, consisting of a single cord reeved to pass and slide freely through the eyes of the garment at different points, and mechanical fastening

means for adjustably connecting the extremities of the cord, substantially as described.

3. The combination with a garment having eyes or gromets in place of suspender-buttons, of a single suspender strap or cord led through the eyes on one side of the garment, crossed, led through the eyes on the other side of the garment, and having its extremities

adjustably coupled together, substantially as specified. 10

In testimony whereof I affix my signature in presence of two witnesses.

ROBERT F. MILFORD.

Witnesses:

R. M. TURNER,
W. H. MCCOY.